



Coaching with Powerful Interactions: It All Begins with You!

Judy Jablon
June 17, 2015



Thanks for Coming!

◆ I'm Judy Jablon

Early Childhood Consultant





POLL

Who has joined us today?

- a. Teacher/Provider/Caregiver/Assistant Teacher
- b. Home Visitor/Family Outreach
- c. Coach/Specialist/Mentor
- d. Consultant/Higher Ed Faculty
- e. Director/Supervisor/Manager/Owner



POLL

What do you already know about Powerful Interactions?


1. Not much.
2. The three steps: Be Present, Connect, Extend Learning.
3. I've read/applied *Powerful Interactions: How to Connect with Children to Extend Learning*.
4. I've read/applied *Coaching with Powerful Interactions*.

Today's Big Ideas

- The three steps of Powerful Interactions can help you make intentional decisions about relationships and learning.
- A Powerful Interactions stance shapes how you interact with others.
- Using PI coaching with adults models how adults interact with children.

Interactions

... the daily exchanges in words and gestures that we have with others.



Powerful Interactions



In a Powerful Interaction you intentionally connect with someone to extend learning.

Powerful Interactions



Be Present



Connect



Extend Learning



©2014 Jablon, Dombro, Johnson, & Stetson



Why Powerful Interactions Matter

- Relationships are the basis of our work.
- Interactions affect everything.
- Intentional decisions about how to interact impact others.
- Intentional interactions are key to quality programs.
- When people get along, they make better decisions and are more effective problem solvers.

Your Stance

- Stance means attitudes and perspective and how you perceive and understand interactions.
- Your stance guides your decisions as you use the three steps of Powerful Interactions.

The 5 Principles of a PI Stance




- Strengths-based
- Articulation
- Individualizing
- Learning partnerships
- Modeling

The Powerful Interactions Stance: Guiding Principles

- A strengths-based perspective searches for competence.
- Articulation results in greater intentionality.
- Individualizing what you say and do demonstrates respect for the person and the context.
- A mutual learning partnership promotes shared responsibility and accountability.
- Modeling influences all outcomes.

Strengths-Based ...

- So much more than focusing on the positive...
- Identifying moments of effectiveness in order to replicate them with increased consciousness.



The Powerful Interactions Stance: Guiding Principles

- A strengths-based perspective searches for competence.
- **Articulation results in greater intentionality.**
- Individualizing what you say and do demonstrates respect for the person and the context.
- A mutual learning partnership promotes shared responsibility and accountability.
- Modeling influences all outcomes.



The Powerful Interactions Stance: Guiding Principles

- A strengths-based perspective searches for competence.
- Articulation results in greater intentionality.
- **Individualizing what you say and do demonstrates respect for the person and the context.**
- A mutual learning partnership promotes shared responsibility and accountability.
- Modeling influences all outcomes.

Individualizing

- Individualizing supports the development of respectful, trusting relationships needed for learning.
- In a Powerful Interactions climate, adults are willing to tailor what they say and do to find the “just right fit” in their work with colleagues, families and children.

The Powerful Interactions Stance: Guiding Principles

- A strengths-based perspective searches for competence.
- Articulation results in greater intentionality.
- Individualizing what you say and do demonstrates respect for the person and the context.
- **A mutual learning partnership promotes shared responsibility and accountability.**
- Modeling influences all outcomes.

Learning Partnerships

- Assume a shared set of goals.
- Shape professional conversations in which power is shared and all can extend learning.
- Allow for sharing problem solving and lasting positive change on behalf of young children.

The Powerful Interactions Stance: Guiding Principles

- A strengths-based perspective searches for competence.
- Articulation results in greater intentionality.
- Individualizing what you say and do demonstrates respect for the person and the context.
- A mutual learning partnership promotes shared responsibility and accountability.
- **Modeling influences all outcomes.**

Step 1: Be Present



- Pause and prepare.
- In this mindset, you can be intentional.
- You can choose what to say and do.

Static

- Mental noise that interferes with focusing on what is truly important right now.
- Prevents connection.
- Impedes good decision-making.

Step 2: Connect

- Tap into trust.
- Let the person know you see them, are interested and want to spend time together.



Listen to Learn



Can I quiet my mind and my voice long enough to really listen to someone else?

Step 2: Connect

Listen to Learn

- You are more likely to listen to learn when you:
 - Are open to hearing strengths.
 - Quiet the temptation to form judgments.
 - Focus on the specific actions the teacher describes so that you can help her articulate her intentionality.
 - Individualize how you listen and respond to fit a teacher's personal style and temperament.
 - Trust that you can learn from the teacher and let the teacher know when you are learning.

If the person you are talking to doesn't appear to be listening, be patient. It may simply be that he has a small piece of fluff in his ear.

Winnie the Pooh



Step 3: Extend Learning

- Stay present and connected.
- Make use of your relationship to stretch another's knowledge, skills and understanding just a bit as you continue learning too.





The greatest opportunity for learning lies in moments of teacher-child interaction, when the teacher crafts learning experiences that stretch children just beyond their current skill level.
(Munro 2008)

Extend Learning: Notice Moments of Effectiveness



I notice that you _____.

This is important because it helps children learn _____.


Laura and Amy: We noticed how you get down at children's eye level, listen carefully to their ideas, and extend their learning with comments and questions.

Laura, when you leaned in you showed the child you were attentively listening.

Amy: when you joined the children playing with Lego, you gave each child in the group an opportunity to tell you about their work.



How do we find a strength here?
Look for a “sliver” as a starting point.



Call attention to the what and the why.



©2014 Jablon, Dombro, Johnsen, & Stetson.

Making Connections



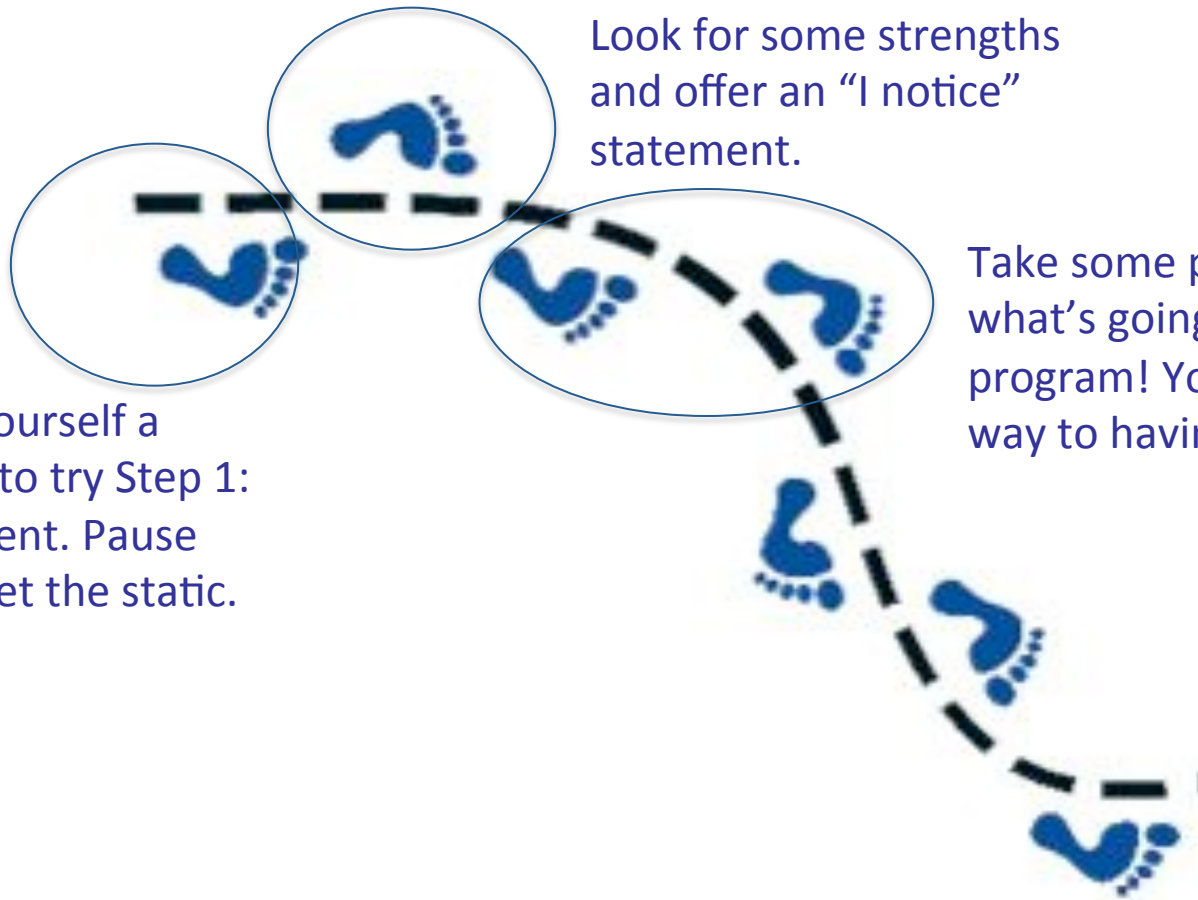
©2014 Jablon, Dombro, Johnsen, & Stetson.

Take small steps...

Look for some strengths and offer an “I notice” statement.

Take some pleasure in what’s going well in your program! You’re on your way to having a PI climate!

Allow yourself a chance to try Step 1: Be Present. Pause and quiet the static.



**The only difference between
stumbling blocks and stepping stones
is the way in which we use them!**



Thank you Stay in touch!

judy@judyjablon.com


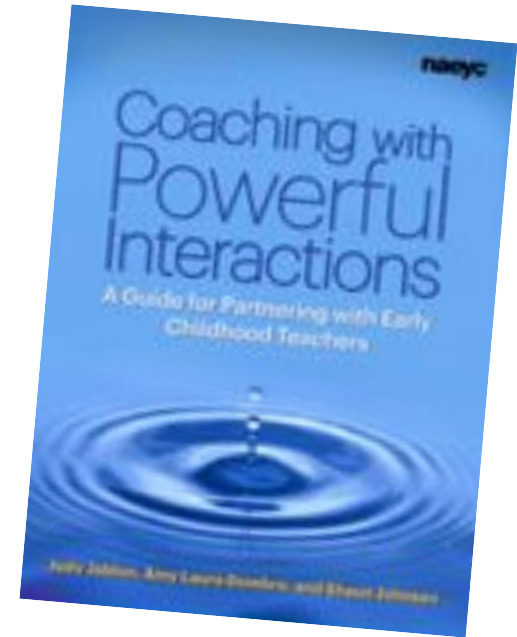
www.judyjablon.com

Twitter: @judyjablon

www.PowerfulInteractions.com

Twitter: @p_interactions

Find us on Facebook!



©2014 Jablon, Dombro, Johnson,
& Stetson.