


Bringing ^{the} Outside In

Creating Nature-Based Classrooms:
Breaking the Aesthetic Code



Sandra Duncan, EdD & Jody Martin



The Best Job of All





The Best Job of All





Your Childhood Space





Share Your Story



Where?



Your Childhood Space





Your Memory was Beautiful





Nature Instills Beauty





Beauty Instills Wonder





Wonder is Intertwined with Emotions



Wonder-based Teaching: A Startup Guide (www.fairydustteaching.com)



Emotional Connections & Memories





Experiencing Deeply





Experiencing Deeply

PLACE is a piece of the environment that has been claimed by feelings. We are homesick for places . . .

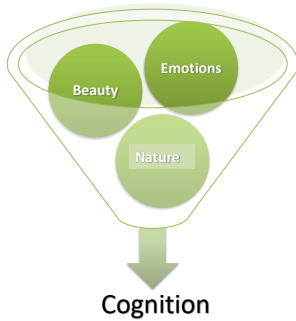
And, the catalyst that converts any physical location into a PLACE is the process of experiencing deeply.

—Alan Gussow
Artist & Naturalist





Beauty = Nature = Cognition





Breaking the Aesthetic Code





Breaking the Aesthetic Code



Aesthetics is people's perceptions of what is familiar and socially accepted



Breaking the Aesthetic Code



Society's Accepted Expectations

- Football Game
- Casino
- Church / Synagogue
- Doctor's Office
- Hotel Room
- Preschool Classroom

Every environment has its own aesthetic code.



Breaking the Aesthetic Code





Breaking the Aesthetic Code





Bringing the Outside In





Getting Started – Going Outside





Getting Started – Going Outside





Getting Started – Going Outside







Getting Started – Going Outside





Bringing the Outside In









Exploring



- ✓ **Interact**
- ✓ **Question**
- ✓ **Investigate**
- ✓ **Test**
- ✓ **Define**
- ✓ **Refine**




Pond Jar



Shake a Shrub

Shake a Shrub





Classroom Natural Museums



**Classroom
Natural
Museums**











Challenge



Add 1 outside element to each learning center





Creating



- ✓ Textures
- ✓ Patterns
- ✓ Colors
- ✓ Size
- ✓ Shape







Magnificent Mandala



Magnificent Mandala

Mandala




**Tree
Cookie
Weaving**





















Challenge



Eliminate construction paper.



Go Paperless

- Birchwood
- Tree Bark
- Tiles
- Terra Cotta
- Plywood
- Cheesecloth
- Fabric/Textiles
- Foils
- Cardboard
- Leather Pieces



#3: Thinking





Thinking



- ✓ Problem Solving
- ✓ Discovery Making
- ✓ Collaborating
- ✓ Investigating



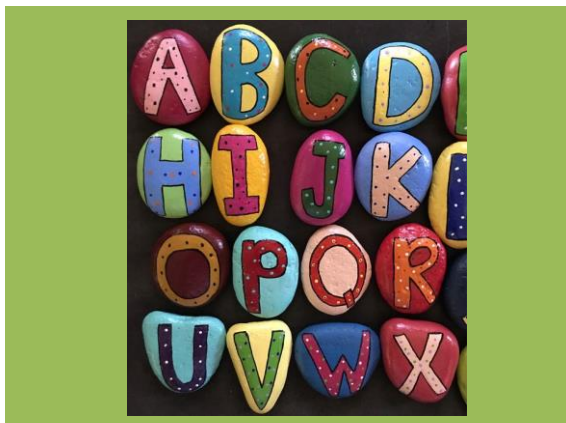


















Natural Manipulatives

- Rocks
- Seashells
- Acorns
- Driftwood
- Sticks
- Pinecones
- Sea glass
- Tree pods
- Seeds
- Tree cookies





Challenge



Add 1 natural manipulative to each center



#4: Sprouting



Sprouting




- ✓ **Intricate Patterns**
- ✓ **Dazzling Colors**
- ✓ **Wonder of Growth**



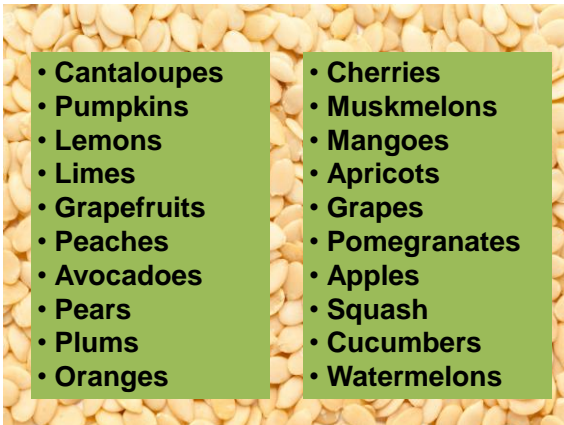








**Apple
Sunflower
Seed
Snack**



- Cantaloupes
- Pumpkins
- Lemons
- Limes
- Grapefruits
- Peaches
- Avocadoes
- Pears
- Plums
- Oranges

- Cherries
- Muskmelons
- Mangoes
- Apricots
- Grapes
- Pomegranates
- Apples
- Squash
- Cucumbers
- Watermelons











www.wallygro.com





www.wallygro.com









Tin Cans



Suitcase



Drawer








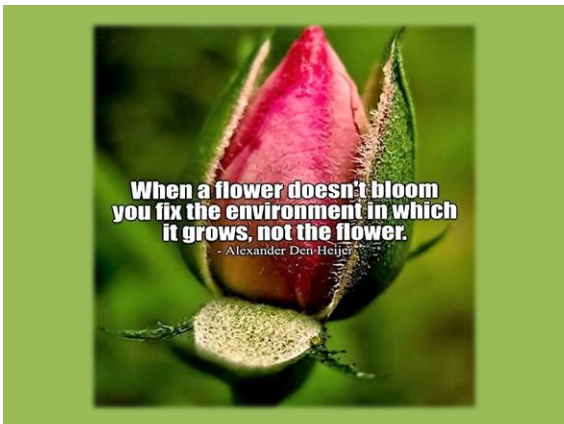
Challenge




Add 1 container garden in classroom









Jody Martin
jmartin@frogstreet.com

Sandra Duncan, EdD
sandrdu@aol.com
