



SING & SIGN:
Supporting Language through
Music, Sign Language and Play

Anne Meeker Watson, Ph.D., MT-BC

1




2

**Ready to have
some fun?**

You will receive a
handout containing
all the links, lists and
citations from today's
presentation.

(You're welcome!)



3



Hickory,
Dickory
Dock

4



I can imitate your motor
motions and signed words.

5




I can repeat rhymes or phrases
from stories or songs.

6



Let's practice the extremely fancy motor motions.

7



Let's sing and sign


8

Your birthday present.



www.singplaylove.tools/squeak

9



Perfect Pairing

10



Why are you here?

How to gesture to communicate with hearing young children

- Already signing and love it
- Have never signed and want to learn more

11

The Magic
(sparkle, sparkle, sparkle)



"Equal parts science and magic"

12

Not just
sign . . .



13


Signed
words

14

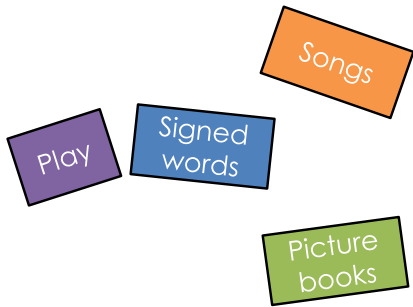
Songs

Signed
words

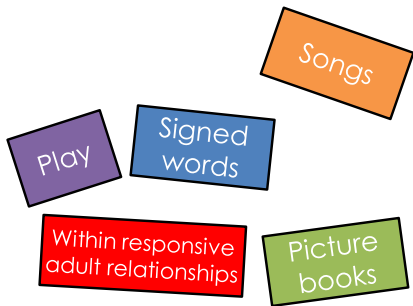
15



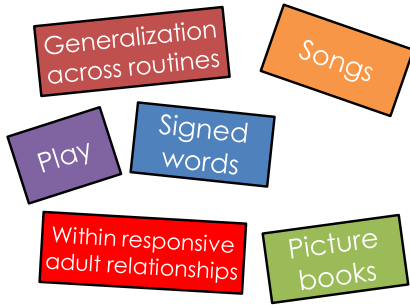
16



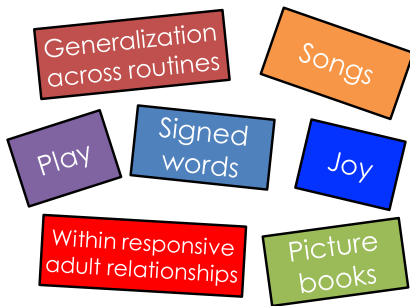
17



18



19



20



21




My suggested book title

Sing and Sign for Young Children Who Are Typically and Atypically Developing to Support Early Language, Self-Regulation, Social Relationship, Mindfulness, Self-Determination, Literacy Concepts, Multi-Sensory Experience, Vocabulary Development, Parent-Child Attachment, Joy and Laughter but Mostly FUN

Anne Meeker Watson, Ph.D.
Brookes Publishing

22



23

Learner Outcome One

Explain the difference between ASL signs, invented signs and sign approximations.



24

Learner Outcome Two

List the three steps hearing children typically master in order to sign to communicate.



25

Learner Outcome Three

Describe easy ways you can add sign and sign activities to your daily routines tomorrow morning.



26

How do children communicate?



27



Sixteen Gestures by 16 Months

1. Wave
2. Open and close hand (WANT)
3. Shake head
4. Reach
5. Raise arms (UP)
6. Point (WHAT'S THAT?)
7. Tap
8. Clap (AREN'T I AMAZING?)
9. Blow kiss
10. "Shhhh"

Amy Weatherby www.firstwordsproject.com

28



Research Findings

It is easier for a child to label objects he has first pointed to.

29



Research Findings

Infant pointing gestures reflect readiness and desire to learn.

-Lucca and Wilbourn (2018)

30



Research Findings

The words parents say vary in their "socio-visual context" (gestures, body language, eye contact, proximity, facial expression)

Differences are related to the size of a three-year-old's vocabulary.

-Cartmill et al. (2013)

31

How young children communicate

- Eye gaze
- Gestures and signs
- Vocalizations
- Words/sentences
- Pulling adult
- Crying/biting/tantrums/hitting . . .

32

Is this communication?



33

Learning happens through face-to-face interactions with responsive and caring adults.

34



35

Music, Movement and Attachment

MUSICAL JOINT ACTION ROUTINE

- Music-based interactions, which follow a predictable and logical structure of a song or rhyme
- Participants use the same form of words each time, and are repeated on a regular basis



36

Repetition is good.
Repetition is good.
Repetition is good.

37



Mommy Go 'Round the Sun

38

**Key ASL
vocabulary**

Mommy
Daddy



39

Do not ruin my song
with too many
signed words, Dude!



40

**Invented
sign/motion**

Rocking
chair




41



Boom

"I can complete the phrase!"

42




Let's sing and sign

43



44



Perfect Pairing

45


Video:
Anna signs
her book



46

Learner Outcome One

Explain the difference between ASL signs, invented signs and sign approximations.




47

American Sign Language (ASL)



"A complete, complex language that employs signs made by moving the hands combined with facial expressions and postures of the body"
(NIDCD)

48




49

“more”



50

“eat/food”



51

“hungry”



“please”


52

Invented Signs

Gesture a young child creates and consistently uses to communicate



53



54

Sign Approximation

Child's best try at imitating a signed word that is modeled for them



55

Sign approximation for MUSIC



56

Learner Outcome Two

List the the three step children master in order to sign to communicate.



57



Signing is as easy as:
One, Two, Three

- 1. Imitation

58



Signing is as easy as:
One, Two, Three

- 1. Imitation
- 2. Understanding

59



Signing is as easy as:
One, Two, Three

- 1. Imitation
- 2. Understanding
- 3. Expression

60



receptive and expressive
language

61

Explaining
electricity



62



**Getting
Started**

Add signs for
words that are
functional as well
as preferred.

63




64



65



66



Perfect Pairing

67



68

Sign as many words as you enjoy and feel comfortable including in conversation with children.

Signingsavvy.com



69

Always say and sign words.



70

You may use either hand to form signs.

Stick to your dominate side/hand.



71

Look for child's approximation or best try at imitating the sign.

"bunny"



72

Use lots of facial expression



73



74

“But will my child learn to speak?”

75

“baby sign”
and verbal language
Needs are met

76

“baby sign”
and verbal
language

Early practice
with social
language

77

“baby sign”
and verbal
language

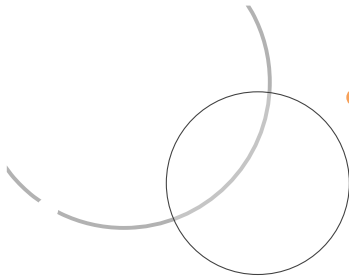
Enriched
vocabulary

78

“baby sign”
and verbal
language

Parent-child
bond is
enhanced.

79



Children
usually stop
signing a word
when they
can say it.

It's easier to speak.

80



81

Handout: tips for adding sign to your day



82

Sing up for my newsletter!



Sing.



Play.



Love.®

www.SingPlayLove.com

83



84



85

Perfect Pairing



86

Early Learning Book Kit



BrookesPublishing.com




Sing. Play. Love.

87

Our grand finale

Let's sing and sign our last tune.

- MUSIC
 - SONG/SING (classifier)
 - TAKE
 - HEAD ("touch head")
 - HEART ("touch heart")
 - EVERYWHERE (classifier)
- TIME
 - WHERE
 - SHARE



88

Video: I Take the Music with Me

Let's sing and sign



89

Your Magic (sparkle, sparkle, sparkle)



90



91
